

**Fund Objective:**

To provide investors with a high level of income and the opportunity for capital appreciation by investing in a portfolio of primarily high yielding fixed income securities issued by U.S., Canadian and other international corporations.

**Investment Style:**

We take a conservative, disciplined approach to managing our High Yield Bond Fund. We believe the key to investing in high yield bonds is investing in solid companies run by strong management teams that can navigate variable market conditions. The High Yield Bond Fund is a concentrated portfolio made up of liquid securities, focused on high quality non-investment grade bonds with strong cash flows. The High Yield Bond Fund is available in both a Canadian currency hedged option and an unhedged option.

Fund Details			
Asset Class:	Fixed Income	Minimum Investment:	\$25,000 directly through Leith Wheeler \$5,000 through other registered dealers
Fund Size:	\$57.7 million	RRSP/RRIF Eligible:	Yes
Inception Date:	May 27, 2015	Fund Code:	LWF026
Series:	B	MER	0.84%
Benchmark:	BB-B High Yield Index (CAD)	Effective Yield:	5.55%

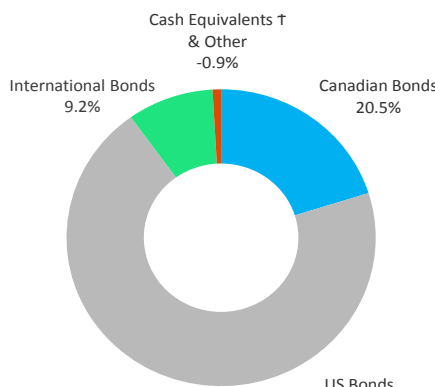
**Top 25 Holdings**

(% of Net Asset Value)\*\*\*

1. Tenet Healthcare Corp 4.63% June 15, 2020	4.2%
2. Sprint Communications 9% November 15, 2018	3.9%
3. Seagate HDD Cayman 4.875% June 01, 2027	3.9%
4. Unit Corp 6.625% May 15, 2021	3.9%
5. Reynolds GRP ISS/reynold 4.523% July 15, 2021	3.7%
6. Southwestern Energy Co 6.7% January 23, 2025	3.5%
7. Diebold Inc 8.5% April 15, 2024	3.4%
8. Dynegy Inc 6.75% November 01, 2019	3.4%
9. Teck Resources Limited 5.4% February 01, 2043	3.4%
10. General Cable Corp 5.75% October 01, 2022	3.3%
11. GFL Environmental inc 9.875% February 01, 2021	3.2%
12. NCI Building Systems Inc 8.25% January 15, 2023	3.2%
13. Nuance Communications 5.625% December 15, 2026	3.0%
14. CHS Community Health Sys 5.125% August 01, 2021	2.9%
15. Amkor Technology Inc 6.375% October 01, 2022	2.9%
16. First Quantum Minerals I 7.25% April 01, 2023	2.4%
17. Eldorado Resorts Inc 7% August 01, 2023	2.3%
18. Dell International LLC 3.5% September 07, 2023	2.3%
19. Six Flags Entertainment 4.875% July 31, 2024	2.3%
20. Teck Resources Limited 5.2% March 01, 2042	2.3%
21. US Concrete Inc 6.375% June 01, 2024	2.2%
22. Mercer Intl Inc 7.75% December 01, 2022	2.1%
23. Select Medical Corp 6.375% June 01, 2021	2.1%
24. Frontier Communications 11% September 15, 2025	2.0%
25. Scientific Games International Inc. 7.00% January 1, 2022	2.0%

**Portfolio Composition**

(% of Net Asset Value)\*\*\*



**Sector Mix**

(% of Net Asset Value)\*\*\*

High Yield Corporate	100.0%
----------------------	--------

**Industry Breakdown**

Basic Industry	22.5%
Technology & Electronics	14.4%
Energy	12.9%
Healthcare	10.4%
Capital Goods	10.1%
Telecommunications	8.5%
Services	8.5%
Leisure	6.5%
Utility	3.4%
Auto	1.9%
Media	0.9%

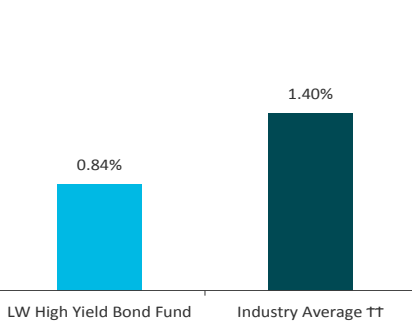
**Compound Returns\***

	3 mo.	1 yr.	3 yr.	5 yr.	10 yr.
Fund	1.9%	18.7%	n/a	n/a	n/a
Benchmark	1.7%	17.3%	n/a	n/a	n/a

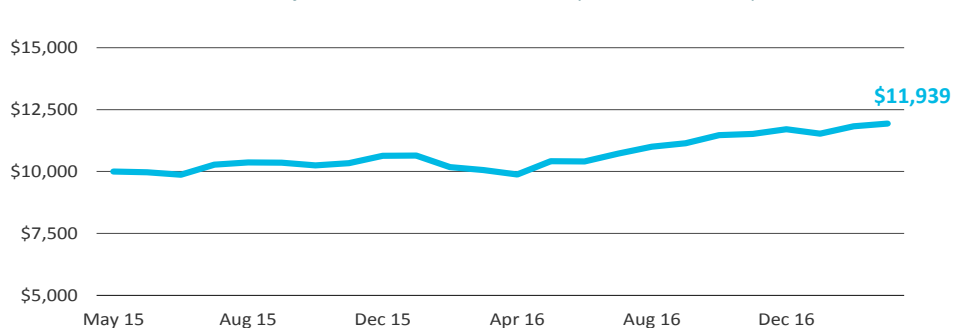
**Calendar Year Returns\***

	YTD	2016	2015	2014	2013	2012	2011	2010	2009	2008
Fund	1.9%	10.1%	n/a	n/a	n/a	n/a	n/a	n/a	n/a	n/a
Benchmark	1.7%	10.7%	n/a	n/a	n/a	n/a	n/a	n/a	n/a	n/a

**Management Expense Ratio**



**Performance History (Growth of \$10,000 over 10 years or since inception in Cdn\$)**



† Cash and cash equivalents includes other assets and liabilities.

†† Source: Funddata

\* Returns reflect changes in unit value and distributions reinvested. They do not take into account charges or commissions that an external broker may charge for purchasing/redeeming the mutual funds which would have reduced returns. Past returns do not necessarily indicate future performance.

\*\*\* The summary of investment portfolio may change due to ongoing portfolio transactions of the investment fund. A quarterly update is available upon request.