

This document contains key information you should know about the Leith Wheeler High Yield Bond Fund. You can find more detailed information in the fund's simplified prospectus. Ask your representative for a copy, contact Leith Wheeler at 1-888-292-1122, info@leithwheeler.com, or visit www.leithwheeler.com.

Before you invest in any fund, consider how the fund would work with your other investments and your tolerance for risk.

Quick Facts

Fund Code:	LWF033	Fund Manager	Leith Wheeler Investment Counsel Ltd.
Date series started:	August 28, 2015	Portfolio Manager:	Leith Wheeler Investment Counsel Ltd.
Total value on March 31, 2017:	\$57,665,322	Distributions:	Income: Monthly, last business day of the month Capital gains: annually, last business day of the year
Management expense ratio (MER):	0.68%	Minimum investment:	\$5,000 initial, \$1,000 additional(through other dealers)

What does the fund invest in?

This Fund invests primarily in U.S., Canadian and International corporate fixed income securities (including bonds, convertible bonds, preferred shares and other securities). The charts below give you a snapshot of the fund's investments on March 31, 2017. The fund's investments will change.

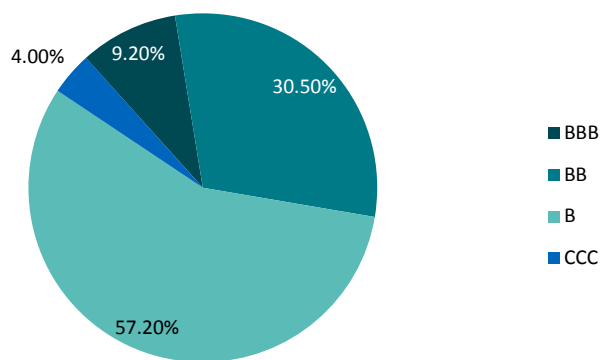
Top 10 investments

1. Tenet Healthcare Corp 4.63% June 15, 2020	4.2%
2. Sprint Communications 9% November 15, 2018	3.9%
3. Seagate HDD Cayman 4.875% June 01, 2027	3.9%
4. Unit Corp 6.625% May 15, 2021	3.9%
5. Reynolds GRP ISS/Reynold 4.523% July 15, 2021	3.7%
6. Southwestern Energy Co 6.7% January 23, 2025	3.5%
7. Diebold Inc. 8.5% April 15, 2024	3.4%
8. Dynegy Inc. 6.75% November 01, 2019	3.4%
9. Teck Resources Limited 5.4% February 01, 2043	3.4%
10. General Cable Corp 5.75% October 01, 2022	3.3%

Total percentage of top 10 investments – 36.6%

Total number of investments - 48

Investment mix



How risky is it?

The value of the fund can go down as well as up. You could lose money.

One way to gauge risk is to look at how much a fund's returns change over time. This is called "volatility".

In general, funds with higher volatility will have returns that change more over time. They typically have a greater chance of losing money and may have a greater chance of higher returns. Funds with lower volatility tend to have returns that change less over time. They typically have lower returns and may have a lower chance of losing money.

Risk Rating

Leith Wheeler has rated the volatility of this fund as **Low-to-Medium**.

This rating is based on how much the fund's returns have changed from year to year. It doesn't tell you how volatile the fund will be in the future. The rating can change over time. A fund with a low risk rating can still lose money.



For more information about the risk rating and specific risks that can affect the fund's returns, see the "What is a Mutual Fund and What are the Risks of Investing in a Mutual Fund?" section of the fund's simplified prospectus.

No guarantees

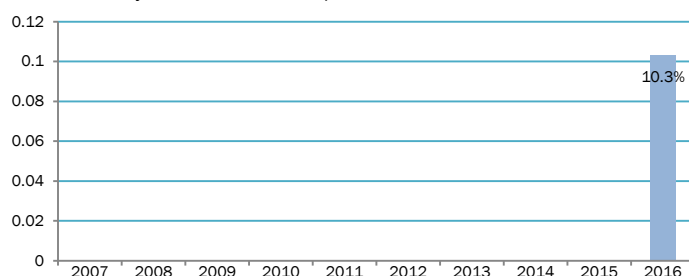
Like most mutual funds, this fund does not have any guarantees. You may not get back the amount of money you invest.

How has the fund performed?

This section tells you how the Series F units of the fund have performed since inception. Returns are after expenses have been deducted. These expenses reduce the fund's returns.

Year-by-year returns

This chart shows how Series F units of the fund performed in the past year. The fund dropped in value in none of the 1 years. The range of returns and change from year to year can help you assess how risky the fund has been in the past. It does not tell you how the fund will perform in the future.



Best and worst three-month returns

This table shows the best and worst returns for the Series F units of the fund in a 3-month period over the past year. The best and worst 3-month returns could be higher or lower in the future. Consider how much of a loss you could afford to take in a short period of time.

	Return	Three Months Ending	If you invested \$1,000 at the beginning of the period
Best return	8.6%	Jul 1, 2016	Your investment would rise to \$1086
Worst return	-7.2%	Apr 1, 2016	Your investment would fall to \$928


Average return

As at March 31, 2017, a person who invested \$1,000 in this fund at its inception now has \$1,295. This works out to an annual compound return of 18.91%.

Who is this fund for?

Investors who:

- are seeking income and the potential for capital gains
- require a high yield component for their portfolio
- plan to hold their investment for the medium to long-term
- are comfortable with low-to-medium investment risk
- are seeking exposure to US currency with exposure to fluctuations between the US and Canadian dollars

 Do not buy this fund if you are not willing to accept some fluctuation in the value of your investment.

A word about tax

In general, you will have to pay income tax on any money you make on a fund. How much you pay depends on the tax laws where you live and whether or not you hold the fund in a registered plan, such as a Registered Retirement Savings Plan or a Tax-Free Savings Account.

Keep in mind that if you hold your fund in a non-registered account, fund distributions are included in your taxable income, whether you take them in cash, or have them reinvested.

How much does it cost?

The following tables show the fees and expenses you could pay to buy, own and sell Series F units of the fund. The fees and expenses – including any commissions – can vary among series of a fund and among funds. Higher commissions can influence representatives to recommend one investment over another. Ask about other funds and investments that may be suitable for you at a lower cost.

Sales charges

There are no sales charges for Series F units of the Fund.

More about the trailing commission

Leith Wheeler does not pay dealers trailing commissions for the distribution of the fund.

Fund expenses

You don't pay these expenses directly. They affect you because they reduce the fund's returns.

As of December 31, 2016, the fund's expenses were 0.70% of its value. This equals \$7.00 for every \$1,000 invested. Leith Wheeler waived some of the fund's expenses. If it had not done so, the MER would have been higher.

	Annual rate (as a % of the fund's value)
Management expense ratio (MER)	
This is the total of the fund's management fee and operating expenses.	0.68%
Trading expense ratio (TER)	
These are the Fund's trading costs.	<u>0.02%</u>
Fund expenses	<u>0.70%</u>

Other fees

You may have to pay other fees when you buy, hold, sell or switch units of the fund.

Fee	What you pay
Representative's Firm Fees	You must participate in a fee-based arrangement with your representative's firm in order to be eligible to purchase the Series F units of the Fund. The amount of the fee is determined between you and the firm.

What if I change my mind?

Under securities law in some provinces and territories, you have the right to:

- withdraw from an agreement to buy mutual fund units within two business days after you receive a simplified prospectus, or
- cancel your purchase within 48 hours after you receive confirmation of the purchase.

In some provinces and territories, you also have the right to cancel a purchase, or in some jurisdictions, claim damages, if the simplified prospectus, annual information form, fund facts or financial statements contain a misrepresentation. You must act within the time limit set by the securities law in your province or territory.

For more information, see the securities law of your province or territory or ask a lawyer.

For more information

Contact Leith Wheeler Investment Counsel Ltd. or your representative for a copy of the fund's simplified prospectus and other disclosure documents. These documents and the Fund Facts make up the fund's legal documents.

Leith Wheeler Investment Counsel Ltd.	Phone: 604-683-3391
1500 - 400 Burrard Street	Toll Free: 1-888-292-1122
Vancouver, BC V6C 3A6	Fax: 604-683-0323
	Email: info@leithwheeler.com
	Web: www.leithwheeler.com

To learn more about investing in mutual funds, see the brochure **Understanding mutual funds**, which is available on the website of the Canadian Securities Administrators at www.securitiesadministrators.ca.